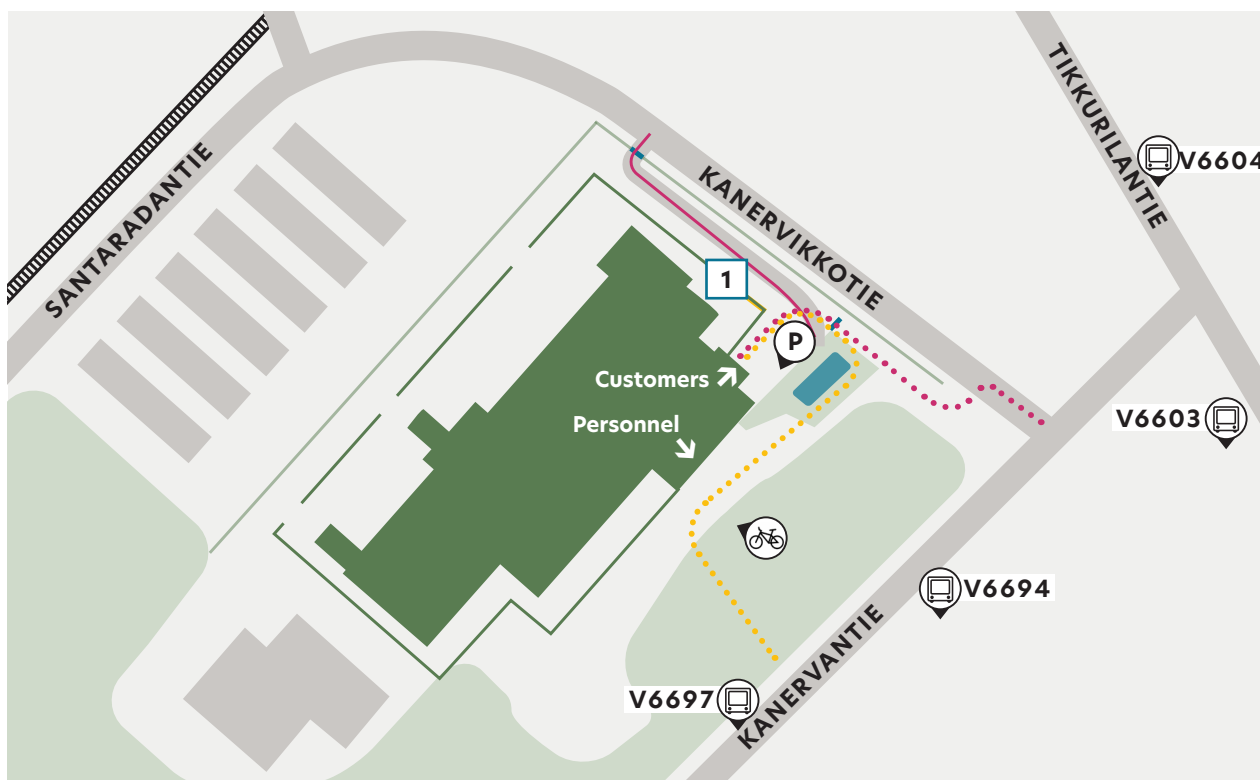



Instructions for visitors to Customer Service

Finnish Heritage Agency's Collection and Conservation Centre


Kanervikkotie 4, 01380 Vantaa



→ Entrances

 Parking and
EV charging stations

 Bicycle parking

 Bus stop

 Route to the customer service

 Pedestrian and bicycle path

 Trail, no winter maintenance

 Vehicle gate 1



Museovirasto

Visitor instructions

Arrival

- Arrival instructions are available on the Finnish Heritage Agency's website: www.museovirasto.fi/en/contact

By public transport

- Public transport timetables are available at www.hsl.fi
- Enter "Kanervikkotie 4, Vantaa" as the destination.

By bicycle

- There is a bicycle shelter in the upper courtyard and a bicycle rack in front of the customer service entrance.

By car

- Set the destination in your navigator: "Kokoelma- ja konservointikeskus". Google Maps and some other mapping applications may direct you to the wrong location if you use the address Kanervikkotie 4.
- Free parking is available in front of the customer service entrance.

Check-in

- Always arrange your visit in advance.
- Upon arrival, register at the counter. If necessary, you will also receive a token for the EV charging station.
- The customer service representative will check the visit details and direct you to the room where the visit has been arranged.
- Outerwear, large bags and backpacks must be left in the hallway lockers.

Food and drink

- There is no lunch restaurant or café on the premises.
- You may bring your own food. Please take it to the break room immediately upon arrival. The break room is equipped with standard kitchen facilities.
- Food and drink may not be taken to other areas.

Photography

- Photography is not permitted on the premises without prior permission.
- Permission to photograph must be requested in advance when booking the visit.

